



DEVELOPING AND IMPLEMENTING AN AMBULATORY SAFETY NET

General Guidance

Contents

Foreword

Introduction

Overview of Ambulatory Safety Nets (ASNs)

Benefits of an ASN

Development and implementation of ASNs

How to use this guide

Equity in the Implementation of ASNs

Guidance

Lay the Foundation

Step 1 Find the opportunity - select the test

Step 2 Secure leadership commitment

Step 3 Build an ASN team

Step 4 Understand the current state

Design the ASN

Step 5 Define the scope of change

Step 6 Build consensus on guidelines

Step 7 Assign roles & accountability

Step 8 Develop initial ASN

Step 9 Develop measurement strategy

Implement the ASN

Step 10 Hire and train patient navigator(s)

Step 11 Communicate change

Step 12 Test and implement changes

Sustain and Spread

Step 13 Plan for sustainment

Step 14 Expand ASNs

Foreword

Delays and errors in cancer diagnoses pose significant patient safety risks and can have devastating effects for patients and their families. In many cases, these errors can be attributed to failures in communication and breakdowns in the loop-closure process — a patient receives an abnormal test result, but the necessary follow up is not completed, and a potential cancer diagnosis is missed.

Ambulatory safety nets help provide a safeguard against these errors. They allow health systems to efficiently identify patients in need of follow up through a registry and connect them to the care they need using patient navigators. When successful, safety nets offer a reliable, effective, and person-centered approach to connecting patients to the right care at the right time. Success, however, hinges on a coordinated implementation process that embraces continuous learning.

In July of 2021, CRICO and Ariadne Labs convened this working group to develop recommendations on how health systems can effectively implement these life-saving programs in the context of colorectal cancer screening. Our multidisciplinary group includes representatives from Atrius Health; Beth Israel Lahey Health, including Beth Israel Deaconess Medical Center and BILH Primary Care; Cambridge Health Alliance; Mass General Brigham, including Brigham and Women’s Hospital and Massachusetts General Hospital; along with patient advocates who have offered perspectives on the patient care experience.

Using our collective expertise, we have identified 14 core components for developing and implementing an ambulatory safety net. The following guide builds on the [Patient Safety Adoption Framework](#), in which culture and context are central to the implementation process. The recommendations included in this guide are a starting point for successful implementation and will need to be adapted to the unique context of each organization to support its strategic goals. We hope our work can help health system leaders in implementing an ambulatory safety net that meets the needs of their system.

By closing gaps that jeopardize patient safety through diagnostic error, ambulatory safety nets offer a critical opportunity to save patient lives.

Richard Balaban, MD	Michael J. Barry, MD	Zoe Burns, MPH	Martie Carnie
Christian Dankers, MD, MBA	Sonali Desai, MD, MPH	Joe Feuerstein, MD	Matt Germak, MD, MPH
Daniel Horn, MD	Michael Kelly	Mary LaSalvia, MD	Sanja Percac-Lima, MD
David Lucier, MD, MBA, MPH	Barry Nelson	Nathan Samuels, NP, DNP	Neelam A. Phadke, MD

Introduction

Overview of Ambulatory Safety Nets (ASNs)

Failures in closing the loop in ambulatory care are a significant source of diagnostic error and can have devastating consequences in patients' lives, including but not limited to late or missed diagnosis with serious outcomes, decreased trust in the healthcare system, and avoidance of further medical care in the future.¹

An ambulatory safety net (ASN) provides a backup system for following up on abnormal test results when the standard follow-up process fails. ASNs function by leveraging electronic health record (EHR) fields to create a registry of patients with abnormal results outside of the follow-up window. The ASN team, typically including a patient navigator, contacts these patients and helps facilitate follow up for the patients. Many different types of ASNs have been successfully implemented, including follow up of cancer screening tests (lung, prostate, breast, cervical, colorectal), drug level monitoring, kidney disease, post-splenectomy immunizations, suicidal ideation, and medication safety.

ASNs are high-reliability, person-centered programs that improve the patient and caregiver experience. The health system also benefits from ASNs by reducing stress related to diagnostic error, thereby improving provider well-being and retention, and by redesigning workflows, thereby identifying inefficiencies and waste in the system. There is a strong business case for ASNs with cost-effectiveness of the program well below ranges justifiable from a societal perspective (Appendix A). The business case is based on adding revenue from procedures, office visits, and surgery resulting from follow-up studies and cost savings through reduction of the total medical expenditure of late-stage cancer diagnoses and malpractice cases.

Finally there is a strong social case for ASNs: “the benefit to the individual (patient) or to society of improved health status and productivity, regardless of cost.”² It is simply the right thing to do to ensure that patients are aware of their results and to help them get the follow up they need.

1. Prentice JC, Bell SK, Thomas EJ, Schneider EC, Weingart SN, Weissman JS, Schlesinger MJ. Association of open communication and the emotional and behavioural impact of medical error on patients and families: state-wide cross-sectional survey. *BMJ Qual Saf.* 2020 Nov;29(11):883-894. doi: 10.1136/bmjqs-2019-010367. Epub 2020 Jan 20. PMID: 31959717.

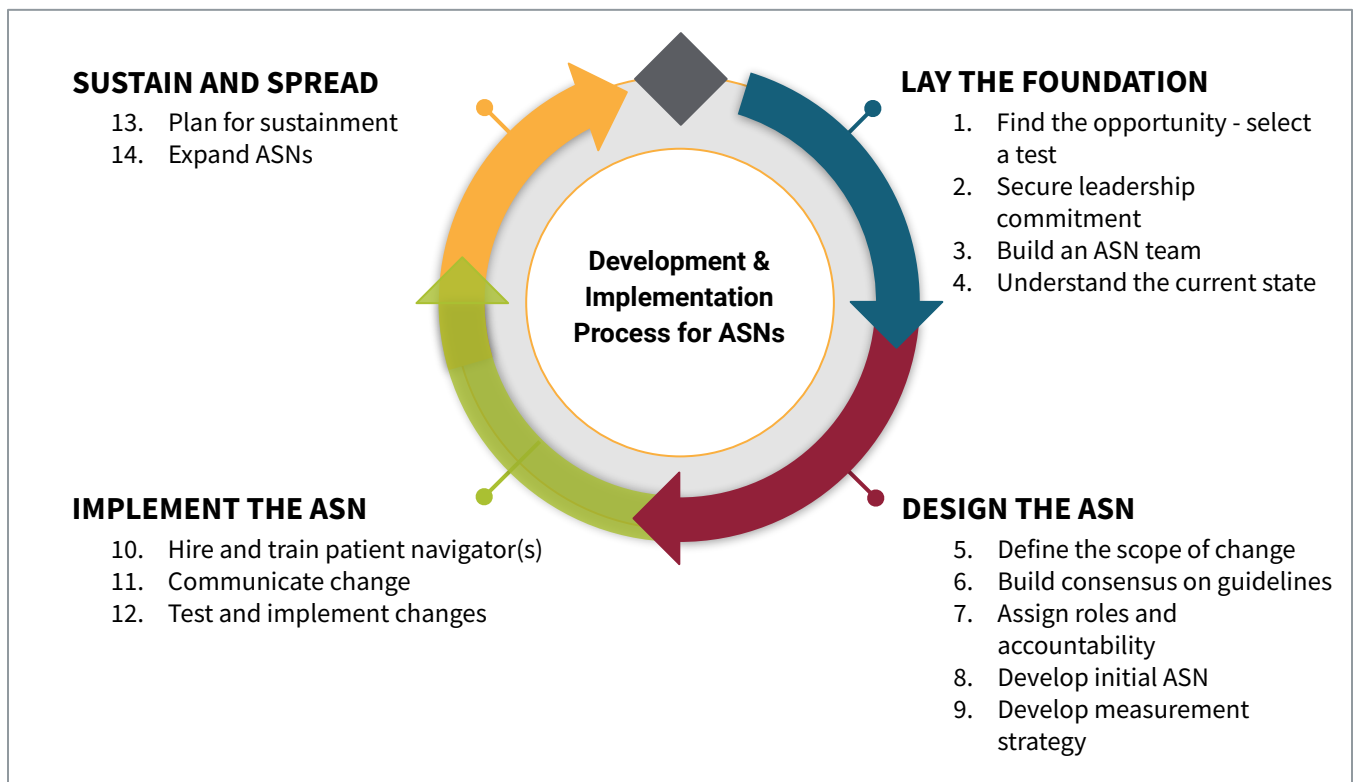
2. Leatherman S, Berwick D, Iles D, Lewin LS, Davidoff F, Nolan T, Bisognano M. The business case for quality: case studies and an analysis. *Health Aff (Millwood).* 2003 Mar-Apr;22(2):17-30. doi: 10.1377/hlthaff.22.2.17. PMID: 12674405.

Introduction (cont.)

Development & Implementation Process for Ambulatory Safety Nets

In July and August 2021, a working group comprising of representatives from Atrius Health; Beth Israel Lahey Health, including Beth Israel Deaconess Medical Center and BILH Primary Care; Cambridge Health Alliance; Mass General Brigham, including Brigham and Women’s Hospital and Massachusetts General Hospital; and patient and family advocates collaborated to reach consensus on the four phases and 14 core components of developing and implementing an ASN (Figure 1).

FIGURE 1



The working group included subject matter experts in ASNs, primary care, medical subspecialties, measurement, and patient safety. The working group combined their expertises to map relevant stakeholders and their roles, develop actionable steps, and capture recommendations, best practices, and examples for each of the 14 core components of the development and implementation of ASNs.

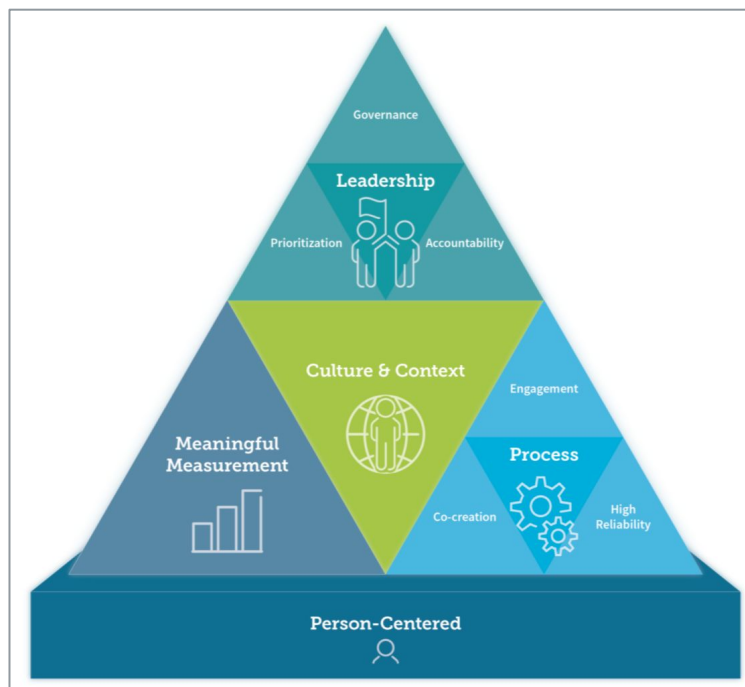
Introduction (cont.)

How to Use this Guide

This guide provides details on the necessary steps within the four phases and 14 components of ASN development and implementation. The 14 core components presented in this guide remain consistent regardless of an ASN's focus, though action steps within each component may require some adaptation to the unique needs and structures of individual systems and sites. Areas of the guide will need to be customized based on the type of ASN that is being implemented. In particular the registry guidelines (Step 6) and measures (Step 9) require customization to meet the needs of the ASN implemented with input and consensus from key stakeholders.

The foundation of this guide is [The Patient Safety Adoption Framework & Guidance](#) (Figure 2) developed by CRICO and Ariadne Labs.³ At the core of this framework is context, including organizational culture. Context is crucial to a successful implementation and can be assessed using the Implementation Readiness Checklist (Appendix B). These readiness questions can help teams identify institutional strengths and gaps that influence implementation success prior to ASN implementation.

Figure 2: The Patient Safety Adoption Framework



3. Boulanger J, Benjamin E, Moyal-Smith R, Folcarelli P. Well begun is half done. *BMJ Open Quality* 2021;10:doi: 10.1136/bmjopen-2021-IHI.22

Introduction (cont.)

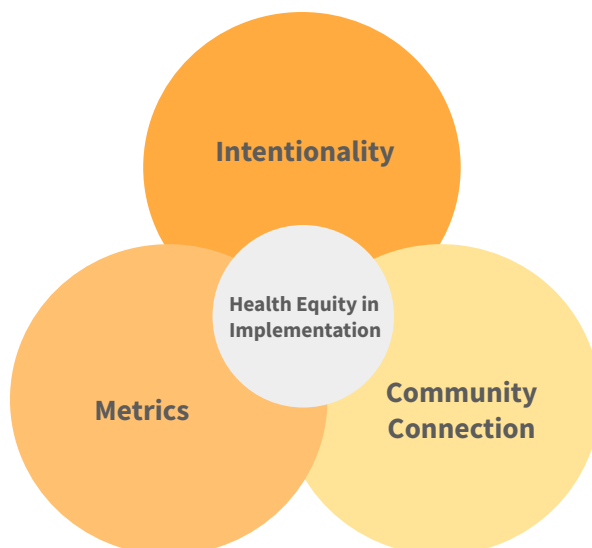
Equity in the Implementation of ASNs

Cancer screening tests can detect cancer at earlier stages and in some cases prevent cancer through the removal of precancerous lesions.⁴ These screening tests save lives and have contributed to a significant reduction in cancer mortality.⁴ However, the effectiveness of cancer screening relies on timely follow up care after an abnormal result.⁵

There are lower rates of cancer screening and follow up in people who are uninsured, have a low income or low educational achievement, are recent immigrants, and are members of some historically marginalized racial/ethnic groups.⁶ Barriers such as inadequate healthcare access (geographical, financial, logistical), cultural factors, lack of trust in healthcare systems, and structural racism contribute to the lower rates of cancer screening and follow up in these populations.⁶ ASNs can play an important role in closing the gap in the follow up of abnormal results by breaking down barriers and connecting people to patient navigators and other resources to ensure they get the follow up they need.

There should be a concerted effort by the implementation team to include equity at each phase of implementation to maximize the potential impact of ASNs on addressing health care disparities. The three principles below (Figure 3) can be used to guide the design and implementation of ASNs. Examples of each principle in action are provided on the next page. The list of examples is not comprehensive and each organization is encouraged to develop their own unique strategies that align with existing health equity and community outreach efforts within their organization.

Figure 3: Principles of Health Equity in the Implementation of ASNs



4. American Cancer Society. Cancer Prevention & Early Detection Facts & Figures 2019-2020. Atlanta: American Cancer Society; 2019.

5. Rutter CM, Kim JJ, Meester RGS, Sprague BL, Burger EA, Zauber AG, Ergun MA, Campos NG, Doubeni CA, Trentham-Dietz A, Sy S, Alagoz O, Stout N, Lansdorp-Vogelaar I, Corley DA, Tosteson ANA. Effect of Time to Diagnostic Testing for Breast, Cervical, and Colorectal Cancer Screening Abnormalities on Screening Efficacy: A Modeling Study. *Cancer Epidemiol Biomarkers Prev.* 2018 Feb;27(2):158-164

6. Closing Gaps in Cancer Screening: Connecting People, Communities, and Systems to Improve Equity and Access. A Report from the President's Cancer Panel to the President of the United States. Bethesda (MD): President's Cancer Panel; 2022.

Introduction (cont.)

Equity Principles in the Implementation of ASNs

Be intentional about equity

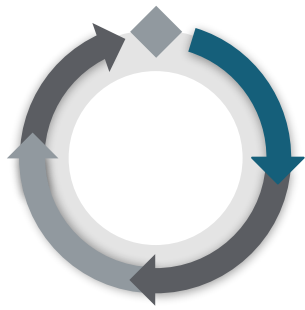
- > Include someone with a strong background in health equity to be on the ASN Steering Committee to provide an equity lens to the design and implementation process.
- > Consider prioritizing equity into decision making when selecting the test, determining the scope, hiring patient navigators, and expanding the ASN. Consider including equity in the aim and aligning the aim with organizational goals around reducing disparities in care.
- > Train the ASN team on [trauma-informed care](#), health literacy, and diversity and inclusion.
- > Ensure Patient Navigators have, are aware, or are connected to health system and community based services and supports to address any access related issues that may arise.

Track equity measures

- > Assess for differences in specific populations when you are understanding the current state (Step 4). Stratify current screening and follow up rates and performance metrics by race/ethnicity, sex, and language proficiency to determine if certain populations are overrepresented or underrepresented. Consider additional modifiers such as income, insurance, immigration status, disability status, and geographic location.
- > Embed equity measures in the measurement strategy (Step 9) and use that information to inform PDSA cycles and when planning for sustainment and expansion.

Connect with the community

- > Include representatives from a local community based organization or the community health division in your organization on the ASN Steering Committee.
- > Create channels of communication with local community based organizations and influential community members to better understand the barriers and resources for populations served by your organization. These connections can serve as an informal network for the ASN team to continually improve their ability to facilitate follow up and help patients overcome barriers.
- > Consider hiring community health workers that represents the populations that your organization serves for the role of patient navigator.



Lay the Foundation

CORE COMPONENTS

1. Find the opportunity - select a test.
2. Secure leadership commitment.
3. Build an ASN team.
4. Understand the current state.

Creating a firm foundation by making sure the right people are involved and supportive is essential to a successful ASN. Involving senior leadership in the process of selecting a test then securing their commitment to implementation are the first two steps in developing an ASN. Leaders build the will for change and create accountability structures. The next step is building a strong ASN team, which is necessary to carry the work forward and to collaborate with stakeholders to develop the ASN.

The final step in this phase is understanding the current process in place for test result follow up and the readiness for implementation at your organization. If this is not the first ASN implemented at your organization, Step 2 and Step 3 may already be completed. Reviewing this section may highlight additional considerations and provide an opportunity to make adjustments.

The Patient Safety Adoption Framework in this section:

Leadership

Governance is part of the process of selecting the test and gaining approval for necessary resources in Step 1.

Accountability through the use of metrics is included in Step 2.

Prioritization of resources to support the ASN by leadership is in Step 2 and Step 3.

Context is assessed in Step 4, referencing the readiness checklist that accompanies the framework.

Meaningful measurement and its role is established with senior leadership in Step 2.

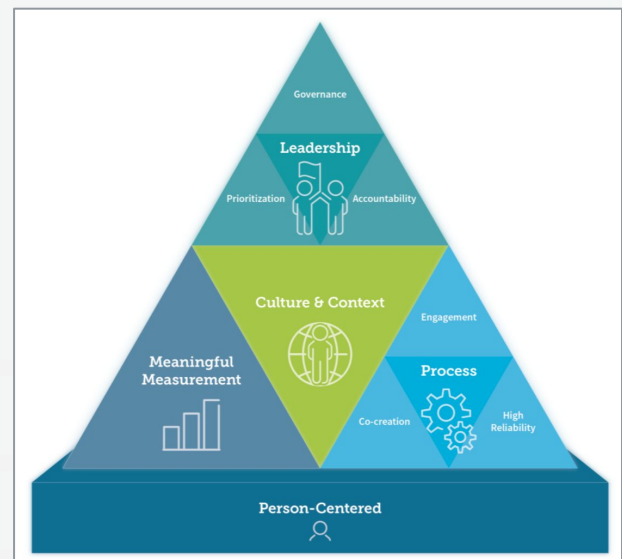
Process

Co-creation through partnering with subject matter experts for the selection of the test (Step 1) and through regular meetings with patient and family advisors (Step 2).

High reliability of current processes is assessed in Step 4.

Engagement of senior leadership and leaders in affected departments is the focus of Step 2, and stakeholders are engaged for reviewing the current workflow in Step 4.

Person-centered is reflected in Step 4 by evaluating how patients are contacted and move through the system.





Find the opportunity - select a test

OBJECTIVE

- > Identify an area of focus and specific test(s) for the ASN.
- > Gain agreement on the selected focus and test(s) from senior leadership.

STAKEHOLDERS TO ENGAGE	PURPOSE
Leadership: Board of directors, senior administrative leadership, medical director, director of quality, finance	Approve area of focus, ongoing monitoring, and funding; prioritize the ASN and communicate its importance to others; board of directors ensures reporting as part of the annual report; appreciate the business and quality of care aspects of implementation of an ASN
Medical team: Medical providers, subject matter experts, nurses and other clinical team members	Provide input on the area of focus based on clinical expertise, clinical practice guidelines, and local practice
Quality and Safety: Risk management	Provide data on safety events and malpractice cases and information on internal quality improvement priorities
Information Services: EHR systems analyst, data analyst, registry specialist	Provide subject matter expertise on registry development

ACTION STEPS

The ASN medical director, chief medical officer, and chief quality officer identify potential areas of focus. Review local quality improvement priorities, recent safety events, medical malpractice cases, organizational priorities, and evidence based recommendations from clinical guidelines or high quality studies.

Review the recommended areas of focus with a panel of subject matter experts and senior leadership. Subject matter experts should include those with expertise in the identified clinical areas, in ASN development, and in registry development.

Share the recommended area of focus and the associated test(s) that will be included in the ASN with the board of directors and senior leadership for approval.



Secure leadership commitment

OBJECTIVE

- > Communicate the benefits of the ASN with leadership.
- > Set expectations for resources, the role of leadership, and metrics.

STAKEHOLDERS TO ENGAGE	PURPOSE
<p>Leadership: Board of directors, senior administrative leadership, medical director, director of quality, finance, departmental leadership</p>	<p>Agree on providing support and removing barriers, the prioritization of the ASN</p>

ACTION STEPS

Secure priority support for ASN initiative from senior leadership and the board of directors. **TIP:** Use the business case (Appendix A) as an example of the value of ASNs.

Secure interest and buy-in from the departments and people who will be actively engaged in ASN development, implementation, and operation (e.g. Primary Care, Speciality department).

Obtain preliminary commitment from leadership on the allocation of resources (funds, people, time) for ASN development and implementation. This includes funding for patient navigator(s), project manager, medical director, and IS resources to develop registries.

Agree on the role of metrics and reporting in driving accountability. Examples include

- > Make ASN metrics part of system-level internal performance framework (See Step 9: Develop measurement strategy).
- > Consider developing a standardized ROI calculation/metric.
- > Track patient equity metrics.
- > Once implemented, consider funding the team contingent on performance against metrics.

TIP: For more on establishing accountability review the accountability domain in the [Patient Safety Adoption Framework and Guidance](#).

Schedule regular meetings with key departments and teams:

- > Weekly updates with the administrative director or operational leader for departments involved in the ASN.
- > Quarterly meetings to share progress against operational goals and opportunities for institutional improvements with the Patient Family Advisory Council (PFAC) Steering Committee.



Build an ASN team*

OBJECTIVE

- > Establish team roles and responsibilities.
- > Hire and train ASN team members.

STAKEHOLDERS TO ENGAGE	PURPOSE
<p>Leadership: Senior administrative leadership, medical director, director of quality, finance, departmental leadership</p>	<p>Select key stakeholders to populate the ASN team; approve budget and allocations</p>

ACTION STEPS

Create a governance structure to support and oversee the design and implementation of the ASN. Consider the following model:

TIP: Each step of the Intervention Guidebook offers recommendations on how to engage each stakeholder.

- > **ASN Team:** Core team members who are responsible for the day-to-day activities of the ASN, including patient navigation, coordination with specialists, maintenance of the ASN, and strategic decisions for future ASN development.
- > **Working Group:** Individuals who are critical for the design and testing of an ASN, including clinical subject matter experts, operations (e.g. scheduling), patient advisors, and EHR/IT specialists.
- > **Steering Committee:** Key stakeholders who are critical to the success of the ASN, including senior leadership, quality and safety, ambulatory care, ancillary services, etc.



* This step is most relevant when the first ASN is being designed and implemented. For subsequent ASNs, a team will NOT need to be built but the existing team may need to be updated or reconfigured

4. Build an ASN team (cont.)

ACTION STEPS

Secure the appropriate funding to recruit and hire individuals for the ASN team. The allocations listed below are based on an organization with 1-3 million ambulatory visits per year and 1-4 ASNs (active or in development).*

The team at a minimum includes:

- > **ASN medical director** (0.20 - 0.35 FTE) - They are responsible for ASN program and guidelines review and provide clinical input and legitimacy. Ideally, this person has experience in quality improvement and informatics. The range of their allocation varies based on the number of ASNs they are overseeing.
- > **ASN project manager** (1.0 FTE) - They are responsible for overseeing the project, assisting with the project timeline and deliverables, and communicating with stakeholders. They gather information about the existing workflows and necessary data for the measures.
- > **ASN patient navigator** (1.0 FTE) - This person is usually hired later, and details about their role are outlined in Step 10. They conduct chart review and communicate directly with patients.
- > The project manager may also work directly as a patient navigator depending on need or may take on some of the responsibilities of the patient navigator while the ASN is starting out and before the patient navigator is hired.

*Appendix C contains details on the calculation of these allocations.

Establish methods for team communication, scheduling meetings, and developing the project plan.



Understand the current state

OBJECTIVE

Develop a detailed understanding of the current process, including

- > Guidelines used,
- > Departments and people involved, and
- > Current performance on key metrics.

STAKEHOLDERS TO ENGAGE	PURPOSE
Medical team: Primary care providers, specialists, nurses, medical assistants and other clinical team members	Review current practice; prepare for the process of achieving consensus regarding how the ASN will interface with current workflow
Patient Advisors	Review how a patient moves through the system and current methods of patient communication
Administrative: Referrals manager, scheduling department, operations	Provide information on workflows (scheduling, referrals, patient communication); identify existing barriers to timely follow-up; evaluate current staffing resources and responsibilities of team members to determine how project tasks could be allocated across the department
Information Services: EHR systems analyst	Provide information on how results are entered into EHR and existing registries within EHR
Ancillary Services: Lab manager, pathology, radiology	Provide information on how laboratory results, pathology reports, and radiology reports are entered into EHR
Quality and Safety: Quality department (department and system level), population health	Review guidelines and current practice; provide access to patient safety event reports and malpractice cases; provide information on any existing workflows to address patient follow up; provide access to related measures that are currently; assist in data collection and support reporting.

4. Understand the current state (cont.)

ACTION STEPS

Make a detailed list of stakeholders to engage during this step. Schedule one-on-one meetings or arrange for a small group meeting to review existing guidelines, workflows, and follow-up criteria with all stakeholders.

TIP: Look for individuals who are enthusiastic and engaged as potential champions. They can even be added to the working group developed during the previous step.

Review current guidelines and variations in medical practice related to the ordering and follow up of the test.

Review and understand current reporting of results, including how at-home screenings and results from outside facilities are captured.

Review existing workflows in several areas:

- > Receiving results, fields of EHR, who accesses results, and scheduling follow-up.
 - > Consider how internal and external reports are routed.
 - > Consider how the follow up time frame is documented.
- > Patient communication from scheduling to results notification, including scheduling follow-up testing.

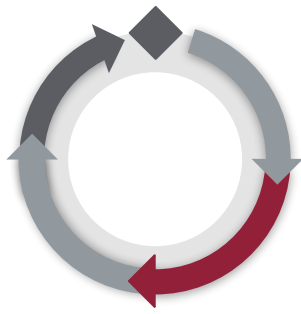
TIP: While assessing current communication practices, note patient and provider communication preferences, which will help in future steps.

Review existing measures, such as

- > Rates of screening and follow up
- > Related malpractice cases specific to your facility
- > Related patient safety events
- > Patient satisfaction, provider satisfaction/burn-out

Evaluate the organization's context and readiness for implementation by conducting a formal context assessment.

TIP: A context assessment (Implementation Readiness Checklist) is available in The [Patient Safety Adoption Framework & Guidance](#) and in Appendix B.



Design the ASN

CORE COMPONENTS

5. Define the scope of change.
6. Build consensus on guidelines.
7. Assign roles & accountability.
8. Develop initial ASN.
9. Develop measurement strategy.

This section contains the steps to design the ASN. It starts with defining the scope of the ASN, followed by gaining agreement on guidelines, redesigning workflows, building the registry, and selecting measures that will demonstrate change.

This section also contains design considerations for facilities seeking to customize aspects of the ASN based on their resources, patient volume, and the interoperability of EHR systems.

The Patient Safety Adoption Framework in this section:

Leadership is included in each step as key stakeholders for approval of the scope of change, budget, guidelines, updated workflow, and measures.

Accountability of each step of the updated workflow is the focus of Step 7.

Prioritization of resources to support the ASN by leadership is in Step 8.

Context is an important consideration when determining the scope of change in Step 5.

Meaningful measurement is the focus of Step 9: selection of the measures to demonstrate meaningful change.

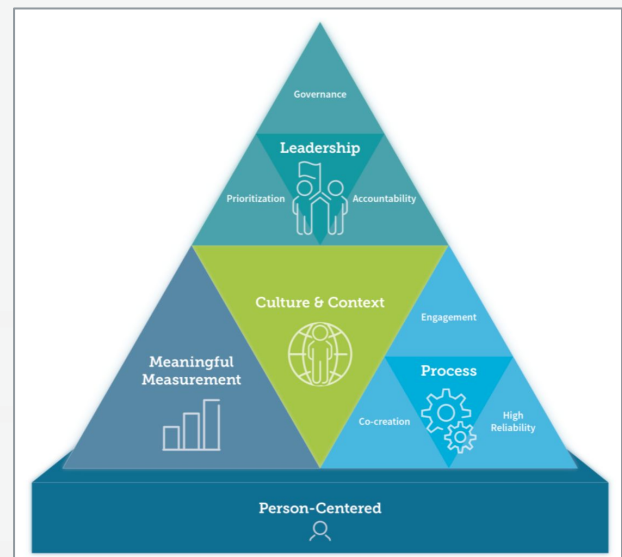
Process

Co-creation through partnering with patient and family advisors to determine the best methods for patient communication (Step 8).

High reliability is captured in the design of the registry, by automating as much as possible and by having a back-up owner for each stage of the workflow (Step 7,8).

Engagement of stakeholders occurs throughout the design process and is especially important for input and agreement on the guidelines (Step 6).

Person-centered is incorporated in communication around patient preferences (Step 8) and in the focus on workflow and measurement from the patients' perspective (Step 7,9).





Define the scope of change

OBJECTIVE

- > Determine timeline, budget, and human resource allocations for design and implementation.
- > Develop project aim.

STAKEHOLDERS TO ENGAGE	PURPOSE
Leadership: Medical director, director of quality, finance	Provide approval of available resources (financial, human resources), budget and timeline; consult on alignment of aim with organization wide initiatives
Medical team: Primary care providers, specialists, nurses	Advise on ASN focus and the feasibility of desired aim; provide data on current volume of testing and follow up visits
Patient Advisor	Give guidance on aim and focus of the ASN
Administrative: Operations (primary care and speciality)	Share information on patient volume and practice size when defining the scope of the ASN
Information Services: EHR Systems Analyst, data analyst, registry specialist	Provide input on feasibility of cross functionality of EHR for system level implementation
Quality and Safety: Quality department (department and system level), population health	Allow data access for determining potential patient volume in ASN; provide input on availability of population health support; provide input on alignment of the aim with other quality initiatives

5. Define the scope of change (cont.)

ACTION STEPS

Review the selected test or procedure from Step 1. Narrow or expand the focus based on the information collected in the previous step and on the available resources.

Define the scope of the ASN in several areas:

- > **If the ASN will be system level, hospital level, or practice level**
- > **Which practices will be included** -- examples are having the ASN contained to primary care or a speciality department. Also consider the involvement of inpatient and outpatient care depending on the type of ASN.
- > **The affiliation of patients and practices** that will be included in the ASN.
- > **The limits of the ASN** -- consider standardizing the criteria for ordering the test and follow up for consistency before implementing the ASN.

TIP: Plan with your end goal in mind. If you choose to start at a practice level, but the goal is systems level, consider how the ASN would function at the various levels throughout the ASN design phase.

TIP: It is best to start small and demonstrate success. This may mean beginning with one test at one site (with everyone on the same EHR).

Assess what resources are needed and what is available. Create a projected budget for implementation and sustainment of the ASN. Resources needed:

- > **Allocated time** for core team and information services specialist, patient navigator(s), scheduling support
 - > Recommended minimum allocations for sites with 1-3 million ambulatory visits per year and 1-4 ASNs (active or in development):
 - > Medical Director (0.20-0.35 FTE)
 - > Project Manager/Coordinator (1.0 FTE)
 - > Patient Navigator (1.0 FTE)
 - > Information services specialist with experience building registries (0.15-0.5 FTE during build phase and 0.1-0.05 FTE during the maintenance phase)
 - > When determining allocations, consider the anticipated number of patients in the ASNs. Estimate this number by evaluating the volume of the test and the follow-up required (e.g. imaging, procedure, speciality appointment). Additionally, consider performing chart review for missed follow-up to roughly determine how often follow up is missed.
 - > Staffing allocations will need to be reassessed as the ASN expands and new ASNs are added. This may require a higher allocation to the medical director, or the addition of another patient navigator or project manager depending on local needs and patient volume.
- > **Office space** with a phone, computer, and supplies for mailing letters to patients

5. Define the scope of change (cont.)

ACTION STEPS

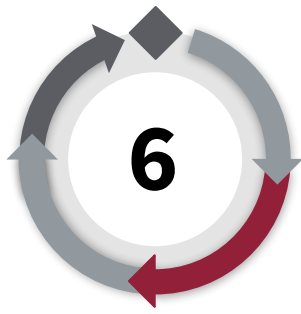
Review steps in this guide, and develop a timeline for ASN design and implementation. The timeline will vary based on the facility size, scope of ASN, and resources.

Present the projected budget, resource requirements, and timeline to senior leadership for discussion and approval.

Create a project aim (goal):

- > Review information from Step 3 for any recognized gaps.
- > Example aim: *Within a year, we will reduce harm by implementing a colorectal cancer ambulatory safety net that ensures all patients with abnormal test results get the follow up they need when, where, and how they need it.*
- > Develop and get consensus on the aim from the implementation team and key stakeholders.

TIP: Effective aims are SMART (Specific, Meaningful, Actionable, Relevant, Time-bound).



Build consensus on guidelines

OBJECTIVE

- > Review guidelines with key stakeholders.
- > Customize areas of the guidelines as needed.

STAKEHOLDERS TO ENGAGE	PURPOSE
Leadership: Medical director, director of quality	Provide approval on final guidelines
Medical team: Primary care providers, specialists, nurses	Contribute expertise on national guidelines and current practice; provide input on ASN guidelines
Information Services: EHR systems analyst, data analyst, registry specialist	Determine feasibility of data capture, analysis; provide information on existing/available EHR fields
Quality and Safety: Quality department (department and system level), population health	Give access to data and provide input on special populations
Ancillary Services: Lab manager, pathology, radiology	Determine feasibility of accessing results and cross-functionality between EHR and results

6. Build consensus on guidelines (cont.)

ACTION STEPS

Review national guidelines (e.g. USPSTF) for any changes to appropriate follow up of abnormal results.

Review the general recommended registry guidelines (see next page) and customize based on the type of ASN being implemented. Make sure to include the relevant stakeholders when customizing the guidelines. Additional recommended guidelines for breast, lung, and prostate cancer ASN are in [Appendix D](#).

Consider the following when customizing the guidelines:

- > Create clear follow-up criteria to avoid variations in medical practice. For example, follow up might be documented as 7-10 years. Criteria for ASN must be specific (e.g. 7 years).
- > Define unreachable patients by reviewing your organization's policy on contacting patients with test results. It is recommended that a patient outreach should use multiple methods of communication (phone calls, letters, patient portal), multiple times (at least 2 phone calls so a voicemail can be left), over a period of months. All communication should be standardized and documented. From a malpractice risk mitigation standpoint, it is imperative to follow the organizational policy and document outreach attempts in compliance with that policy.
- > Account for the average lag time between abnormal test result and follow up.
- > Determine appropriate next steps for patients who have changed their care providers, had a change in insurance, or prefer a non-affiliated practice for follow up.
- > Decide whether patients with inconclusive and/or incomplete test results are included in the ASN.

Recommendation for screening tests: Patients with an *inconclusive* test result should be included in the ASN as they have completed their test, but the result is unknown and therefore a follow-up action is required. Patients with an *incomplete* test result should be followed up by primary care as they have not yet had an initial test.

- > Consider adding special patient populations to the exclusion criteria. This may include groups that are already followed closely and are unlikely to benefit from the ASN, such as patients with inflammatory bowel disease for colorectal cancer screening. Exclusions can also include groups for whom screening recommendations aren't as strong, such as older populations or those with no significant family history.

TIP: Developing a system to periodically review and revise guidelines and to communicate these changes to information services for necessary changes to the registry is an important part of the sustain phase (Step 14).

6. Build consensus on guidelines (cont.)

GENERAL RECOMMENDED REGISTRY GUIDELINES

The guidelines will need to be adapted based on the type of ASN that is being implemented.

Inclusion criteria:

- > Patients who have a positive, inconclusive, or abnormal test or procedure OR Patients with a specific diagnosis or treatment (e.g. medication that requires monitoring)
- > Flag (such as an Epic health modifier) in the EHR indicating that follow up is overdue

Exclusion criteria: *Account for the average lag time for results in the EHR when determining if the follow-up has been ordered or completed*

- > Follow up ordered (e.g. lab test, procedure, imaging, consult with specialist)
- > Follow up completed (e.g. lab test, procedure, imaging, consult with specialist)
- > Patient deceased
- > Intervention not clinically indicated (e.g. hospice)
- > Patient declined through shared decision-making with provider

Closure criteria:

- > Completed follow up
- > Patient declined (conversation and reason documented in EHR)
- > Intervention not clinically indicated
- > Patient unreachable (contact attempted using multiple methods, multiple times, over a multi-month period per institution policy)
- > Patient moved (when a procedure or in person visit is required)
- > Patient sought out of network care (e.g. preference, insurance changes)



Assign roles and accountability

OBJECTIVE

- > Create new workflows and assign ownership at each step.
- > Define roles and responsibilities.

STAKEHOLDERS TO ENGAGE	PURPOSE
Medical team: Primary care providers, specialists, nurses	Provide input on their roles and responsibilities with EHR fields and ownership of results
Patient Advisors	Advise on how patients move through the system and potential improvements in the workflow for patient interactions
Administrative: Referrals manager, scheduling department, patient navigators, operations	Review feasibility of new workflow; provide input on roles and responsibilities; approve any staffing resources incorporated into the new workflow
Information Services: EHR systems analyst, data analyst, registry specialist	Advise on how reports can be generated and tracked and the recommended frequency of retrieving reports
Ancillary Services: Lab manager, pathology, radiology, social worker	Determine feasibility of test processing and access to results in EHR; provide resources for anticipated barriers and input on communication pathways (social worker)
Quality and Safety: Quality department (department and system level), population health	Review and approve new workflows

7. Assign roles and accountability (cont.)

ACTION STEPS

Review information from Steps 4, 5, and 6, and create a new workflow that encompasses the entire ASN. Evaluate the current process for any bottlenecks associated with elements of scheduling and patient follow up that are labor intensive. Utilize technological solutions to improve the overall process and increase efficiency.

TIP: Use workflow process mapping to create a visual. See this [resource](#) for more information.

Determine who will own each step of the new process. Consider the following steps and recommendations for ownership:

TIP: To increase efficiency, allow the project manager or patient navigator to order the follow up test or consults in the EHR on behalf of the ordering provider.

- > Update the registry monthly by adding new patients who meet the inclusion criteria *Recommendation:* ASN project manager
- > Reviewing patient charts to ensure the patient still requires follow-up care *Recommendation:* ASN patient navigator
- > Enter the patients who require follow up into an ASN database *Recommendation:* ASN patient navigator
- > Communicating with patients *Recommendation:* ASN patient navigator with assistance from scheduling. Patients will be more comfortable having the first point of contact coming from a practice they are familiar with. Coordinate with the speciality and primary care office if needed.
- > Helping patients overcome barriers to care (e.g. transportation, insurance) *Recommendation:* ASN patient navigator connects patient with necessary resources depending on the barrier. This may include connecting them to social work. In such cases, social work communicates to ASN [project coordinator or patient navigator & provider] when barrier is removed to schedule appropriate follow up.
- > Documenting external results within EHR *Recommendation:* ASN project manager, patient navigator, or referral coordinator obtains consult note, lab or radiology report, or procedure note from outside health systems.
- > Ordering appropriate follow-up tests or consults *Recommendations:*
 - > Routine screening or lab test: Ordering provider
 - > Related to a procedure: Speciality provider. If provider is external or no longer at institution, default to PCP as ordering provider

7. Assign roles and accountability (cont.)


ACTION STEPS

Determine the role of the patient in results follow up and scheduling. Ensure that these expectations are communicated to patients and include how patients can expect results to be communicated and what actions they need to take based on this information.

TIP: Collaborate with primary care, specialists, and patient advisors closely during this step.

Determine “back-up” system for each listed task and responsibility to ensure system does not become person-dependent.

List each role that is identified in the new workflow and their responsibilities. Share this list and the workflow with relevant stakeholders for input and approval if needed.



Develop initial ASN

OBJECTIVE

- > Build and test the ASN registry.
- > Develop standardized tools and follow-up documentation for ASN team.
- > Solidify strategy for patient tracking and staffing.
- > Confirm workflow and modify as needed.

STAKEHOLDERS TO ENGAGE	PURPOSE
Leadership: Medical director, director of quality	Prioritize resources to build the registry and staffing
Medical team: Primary care providers, specialists, nurses, medical assistants and other clinical team members	Approve final workflow modifications, provide input on standardized tools
Patient Advisors	Provide insight into patient tracking, develop patient communications
Administrative: Referrals manager, scheduling department, operations	Approve final workflow modifications, assist with patient tracking; advise on staffing requirements
Information Services: EHR systems analyst, data analyst, registry specialist	Build and test the registry
Ancillary Services: Lab manager, pathology, radiology	Review cross capability of importing results to EHR
Quality and Safety: Quality department (department and system level), population health	Approve final workflow modifications; provide input in measurement strategy; prioritize staffing allocations

8. Develop initial ASN (cont.)

ACTION STEPS

Build and test registry:

- > Identify an information services (IS) specialist with experience building registries and familiarity with the local EHR and natural language processing. Partner them with a clinician with informatics experience to collaborate on building the registry.
- > Communicate the desired requirements based on the guidelines from Step 6 with the IS specialist.
- > Build and test the registry by comparing registry results with manual chart review. Refine the registry until it reaches an acceptable level of sensitivity and specificity. Each site should consider staffing capacity and time requirements for manual chart review during development. If there is limited time for manual chart review, consider making the registry more specific.
- > Determine how you will remove people from the registry once they have fulfilled the closure criteria, so they don't keep coming up each time the registry is run. Discuss options to build in ways to automate their removal with the IS specialist.
- > Build in feedback loops between the ASN team and the IS specialist to constantly refine the registry based on patterns discovered during chart review and changes to the guidelines.
- > Determine if any changes will be needed in the way clinicians interact with the EHR to make sure the EHR fields used by the registry are accurately populated (e.g. health modifier fields, diagnosis codes).

TIP: Start working with the IS specialist early; building registries require a large time commitment.

TIP: Automated removal of people from the registry may be difficult with information in open text fields, such as when the patient declines based on shared decision making, so consider the feasibility of building an additional flag in the record for these patients to exclude them from the registry in the future.

TIP: Consider offering training sessions and reminders for any changes clinicians must make to how they enter information into the EHR. Start this process early, and consistently provide feedback.

Mechanism for contacting and tracking patients:

- > Develop necessary databases, spreadsheets, or other documentation that will be required to track patients in the ASN.
- > Determine how to update patient contact information or access their most up to date information for any changes.
- > Determine if and how you will connect with your organization's patient portal. If you are following up with patients via the portal, ensure all team members have the appropriate access level.

TIP: Reach out to your population health department to review how they track patients to see if some of this tracking work is already being done by population health and how you can access that information.

TIP: To create a highly reliable system, automate as much as possible.

8. Develop initial ASN (cont.)

ACTION STEPS

Explore the use of text message-based patient communication with IS. This offers the benefit of reaching more patients with less effort from the patient navigator and the possibility of translating messages to the patients native language. Creating automated messages that allow the patient to directly connect to scheduling their test or confirm receipt of the message offers convenience for the patient and reassurance to the ASN that the message reached the patient.

Confirm workflow.

- > Review workflow mapped out in the previous step, and make any modifications that are needed.
- > Add registry-specific steps to the workflow, such as frequency of running the registry and the process of ongoing registry feedback and refinement.
- > Ensure appropriate roles have access to areas of the EHR, database, and/or patient portal as defined by Step 7.

Solidify staffing requirements. Ensure the ASN team has appropriate allocations by evaluating team members' allocated time for the ASN. Discuss with senior leadership if more time is required.

Develop standardized processes for

- > Chart review.
- > Documenting outreach attempts and communication with patients in the EHR.
- > Patients unreachable with the initial outreach processes.
Recommendation: Patient is defined as unreachable after multiple methods of communication (phone calls, letters, patient portal), multiple times (at least 2 phone calls so a voicemail can be left), over a period of months. All communication must be standardized and documented.
- > Communicating with limited-English-speaking patients (e.g. accessing interpreter services).

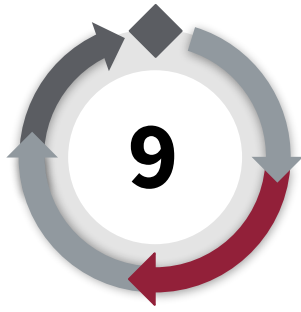
Develop standardized follow-up emails, letters, and phone call templates with patient advisors.

When developing materials, consider

- > Health literacy,
- > Patient education and awareness,
- > Non-English-Speaking or English as a second language.

Define standardized criteria for

- > When the ASN [project coordinator/manager/patient navigator] should contact the ASN medical director.
- > When the patient navigator should contact the ordering provider. Examples may include discrepancy in the follow-up date listed in structured EHR field (e.g. Epic health modifier) versus in chart review. Patient navigator may contact ordering provider for clarification.



Develop measurement strategy

OBJECTIVE

- > Select process, outcome, and balancing measures to assess whether the changes are resulting in improvement.
- > Develop methods to collect and review measures.

STAKEHOLDERS TO ENGAGE	PURPOSE
Leadership: Medical director, director of quality	Approve measure selection; develop schedule to review measures
Medical team: Primary care providers, specialists, nurses, medical assistants, and other clinical team members	Provide insight into what are clinically meaningful measures
Patient Advisors	Provide insight into what measures are meaningful to patients
Administrative: Referrals manager, scheduling department	Give access to sources of data for measures
Information Services: EHR systems analyst, data analyst, registry specialist	Identify data sources and feasibility of collecting the data required for the measures
Quality and Safety: Quality department (department and system level), population health	Approve measure selection; identify data sources through quality measures that are already collected

9. Develop measurement strategy (cont.)

ACTION STEPS

Select measures based on the aim.

- > Select a small set of useful measures that are meaningful and relatively easy to collect (e.g. already being collected).
- > Select data that can be displayed using [run charts](#) to see the story in the data over time.
- > Define each measure, include the target population (inclusion and exclusion criteria), and predict a timeframe for how long it will take to see a change in the measure.
- > Classify the desired change and possible measures using the Donabedian model of quality measures (structure, process, outcome) as well as balancing measures.
- > Review recommended measures and customize based on the type of ASN being implemented. Select a small set to be collected and tracked (see next page). Additional recommend measures for breast, lung, and prostate cancer are in [Appendix E](#).

TIP: Balancing measures assess for unintended consequences (positive or negative) as a result of the changes.

Develop measurement strategy.

- > Determine sources of data and set up a monitoring system.
- > Decide how often measures will be collected.
- > Identify leaders and other stakeholders who need access to data and updates on measures.
- > Determine a process for the continued monitoring of data to assure that improvements are sustained and to take action on patterns indicating negative trends.

Embed equity stratifiers into the measurement strategy

- > Stratify measures by race/ethnicity, sex, and language proficiency to determine if certain populations are overrepresented or underrepresented in the ASN. Consider adding additional modifiers such as income, insurance, immigration status, disability status, and geographic location.
 - > Coordinate with IS and/or population health to determine which modifiers are currently collected and the completeness of that data. This will help determine what data can feasibly be used in your measurement strategy.
- > Review stratified measures for intersectionality, or when identifiers overlap and create greater oppression or barriers for some groups (e.g. non-English speaking and a person of color).

Tip: For more information on creating a data infrastructure for health equity check out this [resource](#).

This [resource](#) provides definitions for equity stratifiers.

9. Develop measurement strategy (cont.)

RECOMMENDED MEASURE	NUMERATOR (N)/ DENOMINATOR (D)	MEASUREMENT STRATEGY	INTERPRETATION
Structure Measures (Frequency = one time or as needed)			
S1 (Optional) Positive predictive value of the registry (ASN)	N: number of patients who had a delay in follow-up testing (were appropriate for the ASN after chart review) D: total number of patients who were identified through the electronic registry as potentially having a delay in follow-up testing	Data collected at each facility from chart review (N) and ASN registry (D).	If positive predictive value is <80%, then consider doing manual chart review on a subset of patients and refine the registry. Consider doing this measure occasionally to check registry functionality.
S2 Fields built into the database/ registry	Data points: see inclusion and exclusion criteria per test	Data collected at each facility from ASN registry.	
Process Measures (Frequency = monthly)			
P1 Proportion of patients in ASN successfully contacted	N: patients in ASN successfully contacted D: total number of patients in the ASN	Data collected at each facility from ASN registry.	If O1 if not achieved, utilize this measure to determine where in the process breakdown is occurring.
Health equity: Review equity stratifiers monthly. If a population is underrepresented when compared to baseline evaluate communication strategies (e.g. portal, letter, phone call, text message).			
P2 Proportion of patients in the ASN with follow up scheduled	N: patients in ASN with follow up scheduled D: total number of patients in the ASN	Data collected at each facility from administrative record system (N) and ASN registry (D).	If O1 if not achieved, utilize this measure to determine where in the process breakdown is occurring.
Health equity: Review equity stratifiers monthly. If a population is underrepresented when compared to baseline evaluate methods for scheduling and look for commonalities in barriers collected in P3.			

9. Develop measurement strategy (cont.)

RECOMMENDED MEASURE	NUMERATOR (N)/ DENOMINATOR (D)	MEASUREMENT STRATEGY	INTERPRETATION
Process Measures (Frequency = monthly)			
P3 Patient factors that may limit the completion of follow up	Data points: Patient to call back, patient wants to reschedule, insurance change, patient unable to have lab test/imaging/procedure/visit, unable to reach patient, out of network, patient moved, patient deceased	Data is collected at each facility from clinical records systems.	Utilize this measure to improve patient access to care.
Outcome Measure (Frequency = monthly)			
O1 Proportion of eligible patients in ASN who receive appropriate follow up	N: Number of eligible patients who have completed follow-up care (<i>Specify a time frame for appropriate follow up</i>)	Data is collected at each facility from clinical records systems (numerator) and ASN registry (denominator).	Goal is to ensure patients receive the appropriate follow-up care within an acceptable timeframe. If there is a decrease in this measure, then consider improving process measures and patient navigation approaches. Consider combining P2 and O1 at the beginning of implementation due to the lag time between scheduling and completion.
	D: total number of eligible patients in ASN		

Health equity: Review equity stratifiers monthly. If a population is underrepresented when compared to the baseline evaluate the process measures to determine if there are challenges in contacting (P1), scheduling (P2), or patient level barriers (P3).

9. Develop measurement strategy (cont.)

RECOMMENDED MEASURE	NUMERATOR (N)/ DENOMINATOR (D)	MEASUREMENT STRATEGY	INTERPRETATION
Balancing Measures (Optional) (Frequency = quarterly) <i>Additional balancing measures are listed in Appendix E</i>			
B1 Delay in routine screening with influx of volume from ASN	Data point 1: Date patient is due for screening (among entire population) Data point 2: Date patient received screening (among entire population)	Data collected from each organization's testing center.	Goal is for no change in time for routine screening. If it is taking longer for patients to get screened, consider other factors besides ASN (e.g. COVID). If trend continues work with leadership and the applicable department (e.g. radiology, endoscopy).
B2 Delay in high-risk screening with influx of volume from ASN	Data point 1: Date high-risk patient is due for screening (among entire population) Data point 2: Date high-risk patient received screening (among entire population)	Data collected from each organizations testing center	Goal is for no change in time for high risk screening. If it is taking longer for patients to get screened, consider other factors besides ASN (e.g. COVID). If trend continues work with leadership and applicable department .
B3 No-show rate for everyone vs. those from ASN	N: Number of patients in the ASN who are scheduled for follow up and do not show for the appointment. D: Total number of patients in the ASN who are scheduled for follow up	Data collected from each organizations testing center or applicable department	ASN patients have the support of patient navigators and therefore should have the same no-show rate, or lower than, the general population, If no show rate is higher, consider ways to improve navigation process.

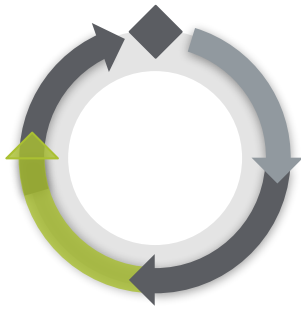
9. Develop measurement strategy (cont.)

RECOMMENDED MEASURE	NUMERATOR (N)/ DENOMINATOR (D)	MEASUREMENT STRATEGY	INTERPRETATION
Balancing Measures (Optional) (Frequency = quarterly)			
B4 Size of ASN	Data point 1: Total number of patients in ASN	Data collected from ASN registry.	<p>Goal is that there is stability in the size of patients captured in the ASN over time. This measure is likely to see a lot of variability at the beginning of the project as new processes are put in place.</p> <p>For example, if there are changes in the screening recommendations, there may be a drastic increase in the size of the ASN. Over time, if there are large changes - increases or decreases - consider looking upstream for breakdowns in care.</p>

Health Equity: The composition of the ASN should also be evaluated. Review data point 1 with equity stratifiers to see if a population is overrepresented in the ASN. This may signal issues with communication upstream. Raise this information to the applicable department and an equity representative at your organization to determine the appropriate next steps.

9. Develop measurement strategy (cont.)

RECOMMENDED MEASURE	NUMERATOR (N)/ DENOMINATOR (D)	MEASUREMENT STRATEGY	INTERPRETATION
Assessing Long-term impact (Frequency = semi-annual)			
Number of patients in ASN specified diagnosis detected (e.g. cancer, CKD, medication interaction)	Total number of safety net patients with a specified diagnosis detected.	Data is collected at each facility from clinical records systems and ASN registry.	This number is expected to be low and is not a reflection of the quality of the ASN. The outcome measure (O1) is of the utmost importance. This measure provides an additional descriptor on the ASN and provides an example of patients who benefit from the ASN.



Implement the ASN

CORE COMPONENTS

10. Hire and train the patient navigator.
11. Communicate changes.
12. Test and implement changes.

This section outlines the steps for the final preparation and implementation of the ASN designed in the previous phase. Implementation includes solidifying the ASN team with the addition of a patient navigator and informing and promoting the ASN through communication to leadership, providers, and patients. The final step is testing the ASN using PDSA cycles to continually refine the process.

The Patient Safety Adoption Framework in this section:

Leadership support through the approval of hiring the patient navigator (Step 10) and public commitment to the ASN (Step 11).

Prioritization of resources to support the ASN with staffing (Step 10) and when addressing challenges encountered in Step 12.

Culture that supports continuous improvement is necessary for Step 12.

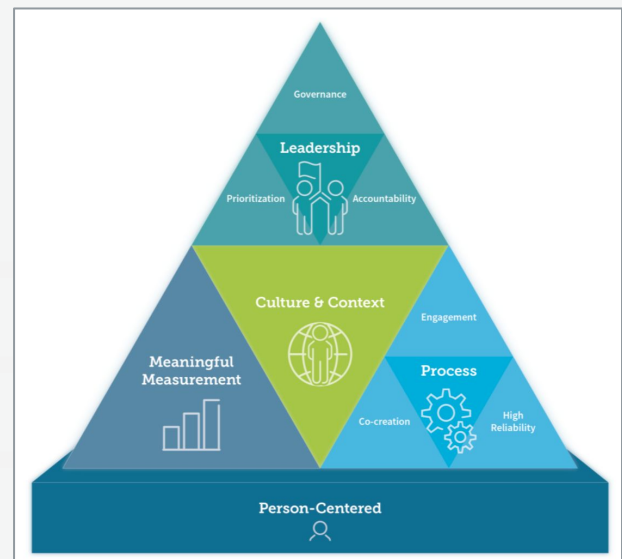
Meaningful measurement is part of the PDSA cycles that are used in Step 12.


Process

Co-creation through partnering with patient and family advisors when developing communications to patients about the ASN and through collaborating with clinicians for feedback on the ASN (Step 11).

Engagement of leadership, clinicians, and patients when communicating and seeking feedback about the ASN (Step 11).

Person-centered is central to the patient navigator role detailed in Step 10.





Hire and train patient navigator(s)

OBJECTIVE

- > Recruit and hire a patient navigator, if needed.
- > Onboard and train the person who will be in the patient navigator role.

STAKEHOLDERS TO ENGAGE	PURPOSE
Leadership: Medical director, director of quality	Approve administrative and EHR access
Medical team: Primary care providers, specialists, nurses, medical assistants, and other clinical team members	Participate in clinical training and mentorship
Patient Advisors	Provide a resource for questions related to health literacy and methods of communication; bring awareness to existing cultural and environmental barriers for patients
Administrative: Referrals manager, scheduling department, operations	Train patient navigator on electronic systems for scheduling and referrals; provide consistency on messaging to patients; approve administrative access to scheduling; verify methods to contact patients; consistency on methods of documentation and communication between teams
Information Services: EHR trainer	Train patient navigator on EHR systems

10. Hire and train patient navigator(s) (cont.)

ACTION STEPS

Recruit and hire a patient navigator.

- > Recruit and hire someone who will be in direct contact with patients. *This guide refers to this role as a patient navigator, but depending on available resources, patient contact may be the responsibility of the project manager.* This position can be filled by someone with a medical license or certification (RN, LPN, MA) or by someone with no official medical background, such as a community health worker.
- > Qualifications for the ideal patient navigator include
 - > Education and experience
 - > High school diploma or GED required, bachelor's degree in health sciences preferred
 - > Healthcare experience and understanding of medical terminology preferred
 - > Strong computer skills required; familiarity with healthcare information systems preferred
 - > Bilingual preferred (assess local patient population to determine languages that would be most helpful)
 - > Personal characteristics and skills
 - > Strong communication skills with an ability to explain things in a way everyone can understand
 - > Ability to show maturity, empathy, and professionalism while effectively responding to sensitive issues
 - > Strong interpersonal skills
 - > Commitment to patient advocacy, patient safety, and care coordination with the ability to champion issues and identify the appropriate resources
 - > Cultural and structural competence
 - > Substantial knowledge of community resources
 - > Strong organization skills with excellent time management, the ability to multitask, and attention to detail
 - > Ability to be flexible and adapt when priorities change
- > Define the scope of the position based on workflow redesign (Step 6, 7).
 - > To reduce barriers for patients, consider giving the patient navigator capabilities to directly schedule follow up and having a standing order from the medical director for the follow up based on set criteria.

TIP: Community health workers offer the benefit of having close connections within the community, of tailoring communication with the patients in a way that is culturally competent, and of saving costs.

Review the ASN patient navigator core competencies (Appendix F) with the patient navigator to clarify their role.

TIP: Adapt these competencies as needed for your organization. These can also be used to guide training and annual employee reviews.

10. Hire and train patient navigator(s) (cont.)

ACTION STEPS

Onboard and train the patient navigator in the following areas.

- > Local facility orientation
- > EHR training, including conducting a chart review, ordering/referring and documenting communication in the medical record.
- > Communicating with patients through the patient portal.
- > Clinical context of care for the suggested intervention (i.e. why do these patients need follow up?), procedure logistics/details (i.e. what should the patient expect in completing the test/procedure?)
- > Communication networks and workflow specific to the facility
- > Specifics related to the ASN (purpose, how it functions, roles)
- > [Communicating with patients](#) and how to manage their concerns
- > Local resources to help patients overcome barriers (e.g. transportation, insurance liaison)
- > [Health literacy](#)
- > [Patient Family Centered Care](#)
- > Equity informed care and diversity and inclusion training
- > [Motivational interviewing](#) (optional)

Establish a support structure for the patient navigator.

- > Introduce them to patient and family advisors at your organization
- > Assign a clinical mentor, like the ASN medical director, who can be a resource for clinical questions or concerns. Ensure that the patient navigator has a clear chain of command for escalating clinical issues.
- > Introduce them to online patient navigator networks, such as the [Patient Navigator Network](#), which brings together oncology patient navigators from the Dana-Farber/Harvard Cancer Center (DF/HCC) institutions.
- > Connect them with key people they will be working with to coordinate care (e.g. social worker, scheduling, nursing staff).

Evaluate additional ways that the patient navigator can address health equity such as providing access to interpreter services, understanding common barriers to care, and contacting patients during non-traditional hours.



Communicate change

OBJECTIVE

- > Engage clinicians, staff, and patients about the ASN.
- > Generate interest in and enthusiasm for the ASN.

STAKEHOLDERS TO ENGAGE	PURPOSE
Leadership: Medical director, director of quality	Provide a public endorsement of the ASN; support communication efforts
Medical team: Primary care providers, specialists, nurses	Actively engage with the ASN team and provide feedback
Patient Advisors	Advise on messaging and method of communicating with patients, especially patients who are difficult to reach
Administrative: Referrals manager, scheduling department	Actively engage with the ASN team and provide feedback
Ancillary Services: Lab manager, pathology, radiology, social work, community health partners	Actively engage with the ASN team and provide feedback
Quality and Safety: Population health	Advise on methods of patient outreach

11. Communicate change (cont.)

ACTION STEPS

Share information about the ASN with leadership and with providers and staff who will be affected by the ASN. When communicating, include the following content.

- > A general overview of the ASN and how they may be contacted by a member of the ASN team:
Example for providers: *An Ambulatory Safety Net (ASN) is a system set up to catch abnormal results that have not had subsequent follow up and to coordinate the appropriate resulting care. The ASN is not meant to replace the current process of abnormal result follow up but acts as a “back-up” to ensure that all patients are notified of abnormal results and receive the necessary follow up. The ASN is run by a centralized team that tracks abnormal results and contacts patients to assist in arranging appropriate care. You and your patients may be contacted by someone from the ASN team to help determine whether or not follow up is needed based on chart review.*
- > How the ASN benefits the organization and patients. If possible, share (de-identified) patient stories or safety events that illustrate the importance of the ASN.
- > How the ASN benefits providers by reducing stress and administrative/clerical burden
- > Changes to the workflow, including changes to EHR fields or current methods of follow up
- > The start date, scope of the ASN (populations/tests included), and an estimated number of patients that can benefit from the ASN.
- > Answers to common questions and where to find more information.
- > A point of contact (the ASN project manager) and the best way to reach them for any questions, concerns, or feedback.

TIP: Specifically ask providers to share their feedback and then revise the ASN as needed.

Communicate using multiple methods including existing departmental meetings, intranet home page, organization newsletter, and email.

TIP: Sending emails should not be the only method because emails are often discarded without being read thoroughly. When sending email, keep the message short, include a link for additional information, and write a concise subject line.

Engage with senior leadership to discuss ways they can support communications with providers and staff. Public commitment at leadership meetings and through organization-wide email sends a powerful message about the importance of the ASN.

Partner with primary care and/or the speciality department on patient education efforts about the importance of follow up. Instead of striving to inform all patients about the existence of an ASN, emphasis should be placed on the importance of follow up when they are with the provider. This education can be reinforced by the patient navigator when they contact patients. Providing written information can be helpful when the patient needs to contemplate the follow-up. The patient navigator can send the link for materials from the organization to the patient and then re-contact them to further discuss the educational material.



Test and implement changes

OBJECTIVE

- > Understand the role of Plan-Do-Study-Act (PDSA) cycles in testing and implementation.
- > Apply PDSA cycles to turn ideas into action and to connect action to learning.

STAKEHOLDERS TO ENGAGE	PURPOSE
Leadership: Medical director, director of quality, senior leadership	Provide support during testing and implementation
Medical team: Primary care providers, specialists, nurses, medical assistants, and other clinical team members	Participate in the changes being tested; provide feedback
Patient Advisors	Participate in the changes in patient communication being tested; provide feedback
Quality and Safety: Quality department (department and system level), population health	Provide support for testing, implementation, and data collection
Information Services: EHR systems analyst, data analyst, registry specialist	Participate in the changes being tested; refine the registry; provide feedback
Administrative: Referrals manager, scheduling department	Participate in the changes being tested; provide feedback

ACTION STEPS

Use **PDSA cycles** to test and learn about the process and systems changes before implementing them.

- > Start testing on a small scale (e.g. one practice, one type of test/follow up) and use that learning to gradually scale up the conditions and the scope of the test. Progress to implementation when you have a high degree of belief in the proposed changes, the cost of failure is low (not just money, but safety, loss of momentum, etc.), and everyone is ready to make the change. By starting small and testing quickly, an idea can be rapidly tested and then expanded upon.
- > Plan multiple tests that can occur simultaneously in rapid fashion to accelerate learning.

TIP: A prediction is a critical part of the PDSA cycle. Comparing the prediction to what actually happens contributes to learning about the system.

12. Test and implement changes (cont.)

ACTION STEPS

Select and prioritize changes to test for the ASN. Consider the following major areas that would benefit from testing.

- > Refinement of registry
- > Changes to workflow
- > Contacting patients
- > Scheduling patients
- > Methods to track patients

TIP: Keep track of successful strategies for contacting patients (eg. time of calls, phone vs. text vs. email). Tracking these strategies may improve the patient navigator's ability to contact patients.

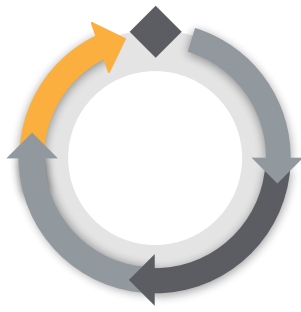
TIP: Test changes that occur at the beginning of a sequence first and involve staff who are most affected in prioritizing the change ideas.

Continue testing cycles for any changes that are made. Consider testing things such as new job descriptions, training programs, and methods of communication throughout the system.

Monitor select data as you are testing and implementing to know if what you are testing is or isn't resulting in improvement. Use statistical process control charts (run charts) to see if the changes lead to improvement in real time. Be sure to annotate the charts with the changes you are testing and implementing.

TIP: The data at the PDSA level is different from the overarching metrics. For example, if you are testing having the patient navigator schedule ASN patients for follow-up care compared to the specialists office, the PDSA measure is if the navigator had the ability to schedule. The overarching metric would be the percent of patients getting to their follow-up appointment.

Plan communication with all staff and pertinent stakeholders to inform them of progress toward aims, to celebrate successes, and to increase buy-in and interest in the work.



Sustain and Spread

CORE COMPONENTS

13. Plan for sustainment.
14. Expand ASNs.

Once changes have been tested and implemented into the everyday work flow, organizations must plan to sustain the improvement and to expand to other parts of the system. The purpose of this section is to guide organizations through planning to maintain the gains made from implementing their ASNs and thinking through spreading ASNs to other specialty areas, units, or hospitals within their systems or expanding to other areas of focus or tests.

The Patient Safety Adoption Framework in this section:

Leadership

Accountability of the long term management of the ASN is addressed in Step 13.

Prioritization of sustaining the ASN through continued support and resources in (Step 13).

Culture of safety and the promotion of a just culture through accountability is required for sustaining the ASN in Step 13.

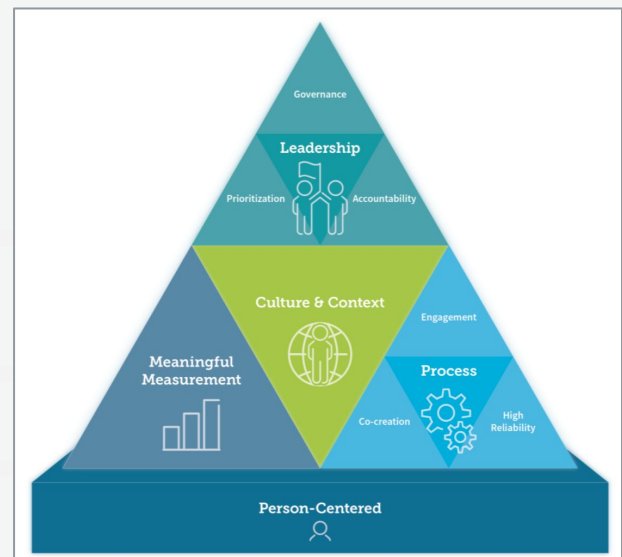
Meaningful measurement through developing the long term measurement plan in Step 13.

Process

High reliability is reinforced through the standardization of processes in Step 13.

Engagement of stakeholders and leaders when determining the plan for expansion in Step 14.

Person-centered through the continued focus on patient communication in Step 13.





Plan for sustainment

OBJECTIVE

- > Develop a plan for long term sustainment of the ASN.
- > Optimize the resources that have been invested during the testing and implementation phase.

STAKEHOLDERS TO ENGAGE	PURPOSE
Leadership: Medical director, senior leadership, director of quality	Provide the resources necessary to sustain the ASN; receive periodic updates on key metrics
Medical team: Primary care providers, specialists, nurses, medical assistants, and other clinical team members	Raise issues that occur to the ASN team; provide ongoing feedback; review changes in guidelines
Patient Advisors	Receive periodic updates; advise on ways to continuously improve patient experience
Information Services: EHR systems analyst, data analyst, registry specialist	Update registry periodically; maintain communication with ASN team for changes to EHR

13. Plan for sustainment (cont.)

ACTION STEPS

Develop a long-term plan for measurement. Determine what you will continue to measure, what you will stop measuring, and how you will address any negative signals in the data.

TIP: [Appendix G](#) contains a sustainability worksheet designed to help you plan.

Assign ownership of the new system. Consider who will be accountable to maintaining different aspects of the ASN, including

TIP: Guidelines for the registry should be reviewed and updated at least once a year.

- > Changes to screening or follow up guidelines
- > Changes to documentation or result reporting
- > Maintenance of the registry and EHR updates
- > Responding to changes in workflow that affect the ASN
- > Updating methods of communication to patients

TIP: Updating the fields of the registry should occur on an annual basis to improve the quality and efficiency of the ASN.

Update job descriptions for accountability.

- > Ensure new employees' job descriptions include information about and necessary training for the ASN.
- > Update current employees' job descriptions to include their ASN responsibilities.

Embed the changes into current practice. Review workflow changes, and improve processes that have not become standardized, embedded elements in the system to prevent a return to the old way of working. For example, ensure that communication to patients about the ASN (see Step 11) is part of standard care.



Expand ASNs

OBJECTIVE

- > Determine readiness for expanding ASNs.
- > Develop plan for spreading ASNs beyond the initial location and/or areas of focus.

STAKEHOLDERS TO ENGAGE	PURPOSE
<p>Leadership: Medical director, senior leadership, director of quality</p>	<p>Provide oversight and support; connect the work to strategic initiatives; allocate resources</p>
<p>Medical team: Primary care providers, specialists, nurses, medical assistants, and other clinical team members</p>	<p>Advise on plan for spread and future opportunities for the ASN</p>
<p>Quality and Safety: Quality department (department and system level), population health</p>	<p>Provide support on the strategy to spread; align with other quality improvement initiatives</p>

14. Expand ASNs (cont.)

ACTION STEPS

Assess the stability of the existing ASN(s). Expansion should only be considered once existing ASNs are stable, reliable, and have a sustainability plan in place.

Assign an executive sponsor and project manager.

- > The executive sponsor role should include playing an active part in developing the expansion plan, offering assistance in overcoming barriers, helping others understand the importance of the initiative, and keeping the executive team aware of progress.
- > The project manager should oversee the development, execution, and revision of the expansion; connect adopters to others who can assist them; share important issues with appropriate leaders; manage the expanding knowledge base; report on progress; and organize and lead the team.

Source: Langley J, Nolan K, Nolan T, Norman, C, Provost L. The Improvement Guide. San Francisco: Jossey-Bass 1996.

Consider the ASN team's availability. Led by the core team members of the medical director and project manager, the expansion team is an important structure to guide and support the work. Ensure both team members have the time available to commit to developing and implementing a new ASN while also maintaining all current ASNs.

Assess organizational readiness for the expansion of ASNs.

- > Consider other major organizational priorities and/or contextual factors when determining when to spread.
- > Review the colorectal cancer ASN business case (Appendix A) as an example of the required financial support for expansion.
- > Consider the necessary resources required, including the need for more staff allocations as the size of the ASN increases. Revisit these questions when you repeat the ASN implementation cycle.

TIP: Refer to [Spread Planner](#) to assess readiness for spread.

Begin the ASN cycle again, starting with [Step 1, "find the opportunity - select a test."](#)

Contributions

CRICO and Ariadne Labs gratefully acknowledge members of the Colorectal Cancer Ambulatory Safety Net Working Group for their guidance of this project; CRICO staff for project support; and Ariadne Labs for content development and project support.

Working Group Members

Richard Balaban, MD, Medical Director of Department of Care Integration at Cambridge Health Alliance

Michael J. Barry, MD, Primary Care and Director of Informed Medical Decisions Program at Massachusetts General Hospital

Zoe Burns, MPH, Program Manager, Department of Quality and Safety, Brigham and Women's Hospital

Martie Carnie, Patient and Family Advisor

Ashley Chukwu, MPH, Project Management Coordinator at Brigham and Women's Hospital

Christian Dankers, MD, MBA, Associate Chief Quality Officer at Mass General Brigham

Sonali Desai, MD, MPH Director of Quality, Department of Medicine at Brigham and Women's Hospital

Joseph Feuerstein, MD, Family Medicine at Beth Israel Deaconess Medical Center

Matthew Germak, MD, MPH, Chief Quality and Safety Officer at Beth Israel Deaconess Medical Center

Daniel Horn, MD, Director of Population Health for Internal Medicine at Massachusetts General Hospital

Michael Kelly, Specialty Area Coordinator at Atrius Health

Mary LaSalvia, MD, Clinical Director, Infectious Disease Medical Director, Ambulatory Care Quality, Dept of Health Care Quality at Beth Israel Deaconess Medical Center

Sanja Percac-Lima, MD, Primary Care at Massachusetts General Hospital

David Lucier, MD, MBA, MPH, Chair of Quality and Safety at Massachusetts General Hospital

Barry Nelson, Patient and Family Advisor

Nathan Samuels, NP, DNP, Associate Medical Director at Atrius Health

Neelam A. Phadke, MD, Associate Chief Quality Officer at Massachusetts General Hospital

CRICO Leadership and Staff

Jay Boulanger, Program Director, Patient Safety

Pat Folcarelli, RN, PhD, Vice President of Patient Safety

Jock Hoffman, Senior Editor

Patti Lautner, PMP, CSM, PMP, CSM, Project Manager

Mark E. Reynolds, President and Chief Executive Officer

Luke Sato, MD, Senior Vice President and Chief Medical Officer

Bessie Manley Szum, RN, MPA/HA NE-BC, Director of Patient Safety

Ariadne Labs Leadership and Staff

Evan Benjamin, MD, MS, FACP, Chief Medical Officer

Bill Berry, MD, MPH, MPA, FACS, Senior Advisor to the Executive Director

Asaf Bitton, MD, MPH, Executive Director

Robyn Bolton, Design Strategist, Innovation Platform

Pargol Borojerdi, Platform Assistant

Sue Butts-Dion, Senior Improvement Advisor, Implementation Platform

Molly Craig, Intern, Office of the Chief Medical Officer

Ami Karlage, Senior Specialist, Writing, Science and Technology Platform

Francine Maloney, MPH, Assistant Director, Implementation Platform

Rachel Moyal-Smith, MS, PA-C, Clinical Implementation Specialist, Implementation Platform

Kizzy Scott, MBA, Assistant Director, Research Finance and Administration, Finance

Courtney Staples, Graphic Designer, Communications Platform

Jane Taylor, Senior Improvement Advisor, Implementation Platform

Appendix A: Example ASN Business Case

Estimated staffing cost of the program:

Salary estimates from NIH and Glassdoor.com

Role on Project (<i>Examples</i>)	Annual Base Salary (\$)	Annual Effort	Salary Support	Fringe Rate (%)	Total Personnel Costs Requested
Medical Director	\$199,300	20%	\$39,860	31%	\$52,216
Project Manager/ Coordinator	\$67,000	100%	\$67,000	35%	\$90,450
Patient Navigator	\$44,500	100%	\$44,500	35%	\$60,075
IT specialist*	\$80,000	5%	\$4,000	35%	\$5,400
<i>*During maintenance phase</i>				A. Subtotal Personnel Cost	\$208,141

Cost per patient touched by ASN (assuming 500 patients/year): \$416

In our research on ASN's, we observed a range of resources and costs.. For the purpose of ease and summary, we are including the average costs based on the average staffing and salaries observed in the literature for a ASN managing 500 patients per year

Estimated added revenue: *Example for colorectal cancer ASN's*

- > Fee-for-service programs documented positive contribution margin of patient navigation for colorectal cancer screening due to recovery of colonoscopy procedures. The net revenue associated with increased colonoscopy volume exceeded the program cost per additional colonoscopy, and this yielded a net financial benefit.^{1,2,3} Colonoscopy reimbursement from Medicare is \$582 for ambulatory surgical centers and \$992 for hospital outpatient departments.⁴ There may be additional added revenue for pathology and surgical procedures.
- > Global capitation programs documented costs savings due to earlier detection of cancer and lower the total medical expenditure from late stage diagnosis or from cancer prevention from early removal of adenomas.^{5,6}

Cost-effectiveness: *Example using patient navigators for colorectal cancer screening*

Incremental Cost Effectiveness Ratio (ICER) per Quality Adjusted Life Year (QALY) for patient navigation for colorectal cancer (ICER comparing patient navigator to no patient navigator): **Average \$3400 per QALY gained.**^{1,3,5,7,8,9}

The threshold to be cost effective at societal and payer level is less than \$100,000.¹⁰

Other benefits:

- > Prevention of costly malpractice claims for missed and delayed cancer diagnosis
- > Improved patient experience and enhanced trust in the healthcare system
- > Improved provider satisfaction and well-being which can improve employee retention
- > Increase productivity and efficiency during the workflow redesign
- > Prevention of damage to reputation of the health organization from missed results
- > Prevention of “second victim phenomenon” in clinicians who are involved in medical errors and unexpected patient harm.¹¹

Appendix A: Example ASN Business Case

REFERENCES

1. Elkin EB, Shapiro E, Snow JG, Zauber AG, Krauskopf MS. The economic impact of a patient navigator program to increase screening colonoscopy. *Cancer*. 2012;118(23):5982-5988. doi:10.1002/cncr.27595
2. Jandorf L, Stossel LM, Cooperman JL, et al. Cost analysis of a patient navigation system to increase screening colonoscopy adherence among urban minorities. *Cancer*. 2013;119(3):612-620. doi:10.1002/cncr.27759
3. Lairson DR, Dicarlo M, Deshmuk AA, et al. Cost-effectiveness of a standard intervention versus a navigated intervention on colorectal cancer screening use in primary care. *Cancer*. 2014;120(7):1042-1049. doi:10.1002/cncr.28535
4. Medicare.gov. Colonoscopy, flexible; with biopsy, single or multiple. Available at: <https://www.medicare.gov/procedure-price-lookup/cost/45380/>.
5. Wilson FA, Villarreal R, Stimpson JP, Pagán JA. Cost-effectiveness analysis of a colonoscopy screening navigator program designed for Hispanic men. *J Cancer Educ*. 2015;30(2):260-267. doi:10.1007/s13187-014-0718-7
6. Rocque GB, Pisu M, Jackson BE, et al. Resource use and medicare costs during lay navigation for geriatric patients with cancer. *JAMA Oncol*. 2017;3(6):817-825. doi:10.1001/jamaoncol.2016.6307
7. Ladabaum U, Mannalithara A, Jandorf L, Itzkowitz SH. Cost-effectiveness of patient navigation to increase adherence with screening colonoscopy among minority individuals. *Cancer*. 2015;121(7):1088-1097. doi:10.1002/cncr.29162
8. Donaldson EA, Holtgrave DR, Duffin RA, Feltner F, Funderburk W, Freeman HP. Patient navigation for breast and colorectal cancer in 3 community hospital settings: an economic evaluation. *Cancer*. 2012;118(19):4851-4859.
9. Blakely T, Collinson L, Kvizhinadze G, et al. Cancer care coordinators in stage III colon cancer: a cost-utility analysis. *BMC Health Serv Res*. 2015;15:306. doi:10.1186/s12913-015-0970-5
10. Vanness DJ, Lomas J, Ahn H. A Health Opportunity Cost Threshold for Cost-Effectiveness Analysis in the United States. *Ann Intern Med*. 2021 Jan;174(1):25-32. doi: 10.7326/M20-1392. Epub 2020 Nov 3. PMID: 33136426.
11. Wu AW. Medical error: the second victim. The doctor who makes the mistake needs help too. *BMJ*. 2000;320(7237):726-727. doi:10.1136/bmj.320.7237.726

Appendix B: Implementation Readiness Checklist

These questions can also be found in [The Patient Safety Implementation Adoption Framework & Guidance](#)

LEADERSHIP

GOVERNANCE

- There is a clear goal for the intervention.
- The leadership and reporting structure is clear to all staff.

ACCOUNTABILITY

- Staff will have the supplies, medicines, equipment, and electronic resources that they need to be able to do the intervention.
- In general, leaders are held accountable for the success of practice changes.
- In general, staff are held accountable (formally or informally) for doing practice changes.
- The implementation team has a leader who moves the work forward.
- The implementation team meets at frequent intervals to discuss progress towards goals.

PRIORITIZATION

- The problem being addressed by the intervention is one of our top priorities.
- The intervention aligns with other goals we are working toward in our facility/organization.
- We do not have other changes underway or planned that will compete with the intervention for resources, time or personnel.
- Staffing issues (turnover, too few staff) will not impact the implementation of the intervention.
- Staff will have dedicated time to work on implementing the intervention.
- Staff will have dedicated time to participate in training for the intervention.
- A staff member will have dedicated time to support the implementation team with administrative tasks for the intervention.
- I have enough time to work on implementing the intervention.
- Staff typically receives the help they need when our facility/organization implements a change.

CULTURE AND CONTEXT

CONTEXT

- Staff have the skills and knowledge needed to do the intervention.

CULTURE

- In the past, I have seen *doctors* in our facility/organization take the lead on promoting changes to improve patient care.
- In the past, I have seen *nurses* in our facility/organization take the lead on promoting changes to improve patient care.
- Our leaders stick with practice changes through the ups and downs of implementation.
- In our facility/organization, staff in the *same* role work well together.
- In our facility/organization, staff in *different* roles work well together.
- In our facility/organization staff listens to each other.
- In our facility/organization staff feel comfortable asking for help at work.
- In our facility/organization staff feel comfortable speaking up when they have a concern at work.

PROCESS

COCREATION

- Our facility/organization asks patient and family advocates for their input on patient safety interventions.

ENGAGEMENT

- The intervention is the right solution to address the problem.
- Senior leadership is committed to the intervention.
- Local leadership is committed to the intervention.
- I can identify *doctors* in our facility/organization who will take the lead on promoting the intervention.
- I can identify *nurses* in our facility/organization who will take the lead on promoting the intervention.

HIGH RELIABILITY

- Staffing issues (turnover, too few staff) will not impact implementation of the intervention.
- When we introduce changes they become part of the usual way we do our work.
- Leadership makes sure that staff receive the help they need when our facility/organization implements a change.
- The implementation team has a plan for how to implement the intervention.
- The staffing on our implementation team has not changed.
- Leaders ask frontline staff for their input.

MEANINGFUL MEASUREMENT

- In general, our facility/organization collects data about patient outcomes (for example, total number of falls or infections, vaccination rates, patient feedback).
- Staff are able to view our facility/organization's patient outcome data (for example, total number of falls or infections, vaccination rates, patient feedback).
- We use our facility/organization's patient outcome data (for example, total number of falls or infections, vaccination rates, patient feedback) to change how we provide patient care.

PERSON-CENTERED CARE

- I would feel safe receiving care in my facility/organization as a patient.
- Our facility/organization has the time and resources to take on a patient safety intervention at this time.
- There are systems or processes in place to ensure that patients are empowered in their care and engaged in the planning of their health care.
- We collect patient reported outcome measures, including perceptions of care.
- There are defined standards for person-centered care that are built into quality assurance programs and are monitored and acted upon.
- Leaders and staff receive training in person-centered care.
- Health literacy and cultural humility are considered in all initiatives and educational support is provided for patients to make informed decisions about their care.

Appendix C: ASN staffing

Staffing allocations for ASNs that have been developed and implemented:
These allocations were averaged to give the range of recommended staffing allocations in this guide.

Atrius Health

- > 2.3 million ambulatory visits/year
- > 4 active ASNs
- > 0.1 FTE Medical Director
1.0 FTE Project manager/ Patient navigator

Brigham & Women's Hospital

- > 2.5 million ambulatory visits/year
- > 4 active ASNs
- > 0.35 Medical director
1.0 FTE Project manager
1.0 FTE Project coordinator
0.5 FTE Patient Navigator

Kaiser Permanente Southern California (Integrated health system)

- > 12 million ambulatory visits/year
- > 27 active ASNs
- > 1.0 FTE Medical director
5.0 FTE RNs/LPNs with advanced analytic experience (1:2.4 million ambulatory visits/year)

Appendix D: Guidelines for Additional ASNs

RECOMMENDED BREAST CANCER ASN REGISTRY GUIDELINES

Inclusion criteria:

- > Abnormal findings resulting from breast MRI or breast ultrasound, with follow up recommended by the radiologist

Exclusion criteria:

- > Age <25
- > Patient deceased
- > Intervention not clinically indicated (e.g. hospice)
- > Patient declined through shared decision-making with provider

Closure criteria:

- > Completed repeat imaging, biopsy, surgical consult, or other relevant clinical appointment or procedure
- > Patient declined further consult, imaging, or diagnostic procedure (conversation and reason documented in EHR)
- > Patient unreachable (contact attempted using multiple methods, multiple times, over a multi-month period per institution policy)
- > Patient moved (when a procedure or in person visit is required)
- > Patient sought out of network care (e.g. preference, insurance changes)

Appendix D: Guidelines for Additional ASNs

RECOMMENDED LUNG CANCER ASN REGISTRY GUIDELINES

Inclusion criteria:

- > CT (all modalities) where the radiologist recommends additional follow up for incidental pulmonary nodules and pulmonary masses. *Follow up recommendations should follow the Fleischner Society Guidelines*

Exclusion criteria:

- > Age <35
- > Patients with a documented visit with oncology, thoracic oncology, pulmonary, or pulmonary nodule clinic within the last 12 months or a thoracic surgery evaluation within the last 6 months AND after the most recent imaging
- > Patients with a recent diagnosis of lung cancer or other pulmonary diagnosis
- > Patient deceased
- > Intervention not clinically indicated (e.g. hospice)
- > Patient declined through shared decision-making with provider

Closure criteria:

- > Completed follow up chest CT, thoracic surgery, pulmonary/interventional pulmonary consult, or is enrolled in a lung screening program
- > Completed lung biopsy
- > Patient declined further consult, imaging, or diagnostic procedure (conversation and reason documented in EHR)
- > Patient unreachable (contact attempted using multiple methods, multiple times, over a multi-month period per institution policy)
- > Patient moved (when a procedure or in person visit is required)
- > Patient sought out of network care (e.g. preference, insurance changes)

Appendix D: Guidelines for Additional ASNs

RECOMMENDED PROSTATE CANCER ASN REGISTRY GUIDELINES

Inclusion criteria:

- > $30 \leq \text{Age} \leq 80$
- > Most recent PSA is elevated (*defined as a value >4.0 ng/ml or >2.0 ng/ml if patient is on Finasteride or Dutasteride*)

Exclusion criteria:

- > Patients with a claim or a documented visit with a Urologist since the most recent elevated PSA
- > Patients with a history of prostate cancer
- > Patient deceased
- > Intervention not clinically indicated (e.g. hospice)
- > Patient declined through shared decision-making with provider

Closure criteria:

- > Follow up PSA normalized (*<4.0 ng/ml or <2.0 ng/ml if patient is on Finasteride or Dutasteride*)
- > For confirmed elevated PSA:
 - > Urology consult completed
- > Patient declines further PSA testing, Urology consult, or diagnostic procedure
- > Patient unreachable (contact attempted using multiple methods, multiple times, over a multi-month period per institution policy)
- > Patient moved (when a procedure or in person visit is required)
- > Patient sought out of network care (e.g. preference, insurance changes)

Optional closure criteria: (*for sites who choose to track patients further through the care continuum based on resources, gaps in care, organizational goals, etc.*)

- > Prostate biopsy completed
- > Prostate imaging completed
- > New prostate cancer diagnosis

Appendix E: Measures for Additional ASNs

BREAST CANCER ASN SUGGESTED MEASURES

Process measures:

- > Proportion of patients in ASN successfully contacted
- > Proportion of patients with imaging scheduled
- > Proportion of patients with clinical follow up appointment scheduled
- > Proportion of patients with breast biopsy scheduled

Outcome measure:

- > Proportion of eligible patients with imaging completed
- > Proportion of eligible patients with clinical follow up appointment completed
- > Proportion of eligible patients with breast biopsy completed

Assessing long term impact measure:

- > Number of patients in ASN diagnosed with breast cancer (including Ductal Carcinoma in Situ (DCIS))
Specify stage diagnosed when collecting data

Timely follow up defined as imaging completed within 2 months and clinical follow up appointment and breast biopsy completed within 3 months

LUNG CANCER ASN SUGGESTED MEASURES

Process measures:

- > Proportion of patients in ASN successfully contacted
- > Proportion of patients who with follow up chest CT scheduled
- > Proportion of patients with clinical follow up appointment (thoracic surgery, pulmonary, interventional pulmonary) scheduled
- > Proportion of patients with lung biopsy scheduled

Outcome measure:

- > Proportion of eligible patients with follow up chest CT completed
- > Proportion of eligible patients with clinical follow up appointment (thoracic surgery, pulmonary, interventional pulmonary) completed
- > Proportion of eligible patients with lung biopsy completed

Assessing long term impact measure:

- > Number of patients in ASN diagnosed with lung cancer

Appendix E: Measures for Additional ASNs

PROSTATE CANCER ASN SUGGESTED MEASURES

Process measures:

- > For patients with one elevated PSA:
 - > Proportion of patients with repeat PSA scheduled
- > For patients with confirmed elevated PSA:
 - > Proportion of patients with urology consults scheduled
- > Optional: Proportion of patients with prostate biopsy/MRI scheduled

Outcome measure:

- > For patients with one elevated PSA:
 - > Proportion of patients with repeat PSA completed
- > For patients with confirmed elevated PSA:
 - > Proportion of patients with urology consults completed
- > Optional: Proportion of patients with prostate biopsy/MRI completed

Assessing long term impact measure:

- > Number of patients in ASN diagnosed with significant prostate cancer

ADDITIONAL OPTIONAL BALANCING MEASURES

- > Success rates of different outreach attempts
- > Resources for ASN patients (outreach attempts, no show rates, length of appointment)
- > Cost-effectiveness by staging level caught in the ASN
- > Time from initial abnormal result to follow up test/appointment/procedure and diagnosis
- > Proportion of ASN patients diagnosed with low-risk cancer compared to high-risk cancer
- > Sensitivity and specificity of natural language processing

Appendix F: ASN Patient Navigator Core Competencies

Adapted from: [Core Competencies for Oncology Nurse Navigators](#) and [Oncology Nurse Core Competencies](#)

ACTION STEPS

1. Patient care

- 1.1 Identifies potential and realized barriers to care (e.g., transportation, child care, elder care, housing, language, culture, literacy, role disparity, psychosocial, employment, financial, insurance) and facilitates referrals as appropriate to mitigate barriers.
- 1.2 Facilitates individualized care within the context of functional status, cultural consideration, health literacy, and psychosocial, and spiritual needs for patients, families, and caregivers.
- 1.3 Empowers patients and families to self-advocate and communicate their needs.
- 1.4 Assesses educational needs of patients, families, and caregivers by taking into consideration barriers to care (e.g., literacy, language, cultural influences, comorbidities).
- 1.5 Provides anticipatory guidance and manages expectations in cancer screening and its potential outcomes.

2. Knowledge for practice

- 2.1 Demonstrate basic knowledge of healthcare systems, medical terminology and evidence behind cancer screening.
- 2.2 Demonstrate familiarity with the process of scheduling and the process of receiving cancer screening (e.g. bowel prep instructions, post-colonoscopy instructions).

3. Interpersonal and communication skills

- 3.1 Acts as a liaison between the patients, families, and caregivers and the providers to optimize outcomes.
- 3.2 Advocates for patients to promote patient-centered care that includes shared decision making.
- 3.3 Ensures that communication is culturally sensitive and appropriate for identified level of health literacy.

4. Professionalism

- 4.1 Ensures timely documentation of conversations with patients and patient outreach.
- 4.2 Adheres to established regulations concerning patient information and privacy.
- 4.3 Participates in the tracking and monitoring of metrics and outcomes, in collaboration with administration, to document and evaluate outcomes of the ASN program.
- 4.4 Establishes and maintains professional role boundaries with patients, caregivers, and the multidisciplinary care team in collaboration with manager, as defined by job description.

5. Interprofessional collaboration

- 5.1 Develops knowledge of available local and community resources and establishes relationships with the providers of these services.
- 5.2 Facilitates communication among members of the multidisciplinary care team and patient to prevent fragmented or delayed care that could adversely affect patient outcomes.

Appendix G: Sustainability Worksheet

*Adapted from the IHI sustainability worksheet www.ihl.org/resources/Pages/Tools/Sustainability-Planning-Worksheet.aspx

MEASUREMENT

What will we measure? What will we stop measuring?

How will we address downtrending or negative measurements?

ACCOUNTABILITY

Who will own the new work? Are they familiar with the initiative?

COMMUNICATION AND SUPPORT

How will we communicate any changes?

How can we support individuals? How can we collect feedback and answer questions?

How can we train individuals?

HIGH-RELIABILITY

How will we make it hard to do the wrong thing and easy to do the right thing?

How will we standardize the process?

Is there a way to embed the initiative in the current workflow?